



INTERNATIONAL SCHOOL OF ARIZONA



Rising Sixth Grade Scholars

You will read, at least, two independent reading books over the summer. One is required. One you will choose from the recommended reading list.

Required Book Assignment

During your summer reading, you will read *The Lion, the Witch, and the Wardrobe* and create a shoebox diorama with an accompanying explanatory paragraph.

1. Your diorama will depict what you determine to be the most significant event in the book.
2. You also will write an explanatory paragraph of 6-8 sentences: Why did you choose this scene? Why is this the most significant moment? Provide examples from the text and explanations to support your examples.



You will be expected to present your diorama and paragraph to the class.

Have fun and be creative!



INTERNATIONAL SCHOOL OF ARIZONA

Diorama Rubric	4	3	2	1
Required Elements	Diorama includes the following elements: 1. Book title and author's name (heading to paragraph) 2. Your name (bottom of paragraph) 3. Scene depicts the novel's most significant event 4. Three or more characters or notable items from the novel are depicted and clearly labeled	Diorama includes all but 1 of the required elements.	Diorama includes all but 2 of the required elements.	Several required elements are missing from the diorama.
Creativity and Appearance	A variety of materials were used to creatively reflect the chosen scene of the story. The scene is obviously carefully and neatly constructed. It shows evidence of hard work and time spent on it.	A variety of materials were used to reflect the scene of the story. The scene is mostly neat and carefully constructed. It shows some evidence of time spent on it.	The scene represents the climax of the story however, the details are not neat nor is it carefully constructed. It appears to be hastily done and is messy.	Materials were not varied. Little effort was made to represent the climax of the story. The scene lacks details, is messy, and appears to be poorly constructed.
Materials	School safe and appropriate materials were used to clearly depict the scene of the story as well as the characters. The materials cover all parts of the shoebox.	School safe and appropriate materials were used to depict the scene of the story and/or the characters. The materials cover most of the shoebox.	Some of the materials used appropriately depicted the scene or the characters. The materials only cover part of the shoebox.	Few of the materials are appropriate. The scene and/or the characters are not depicted appropriately or clearly. The shoebox is barely covered.
Explanatory Paragraph	A 6-8 sentence explanatory paragraph is included which explains: 1. The scene your diorama depicts. 2. Why did you choose this scene? 3. Why is this scene the most significant moment of the novel? 4. Provide examples from the text and explanations to support your reasoning for choosing this scene.	A 5-sentence explanatory paragraph which includes all of the required elements.	A 4-5 sentence explanatory paragraph which includes all but 1 of the required elements.	Explanatory paragraph is 3-4 sentences and/or several required elements are missing from the paragraph.
Conventions	Most spelling and punctuation is correct. Title of the book is properly capitalized and underlined/italicized	Most spelling and punctuation is correct.	There are many errors with conventions.	There are significant errors with conventions.



Oral Presentation Rubric

Category	4 – Excellent	3 - Good	2 - Fair	1 – Inadequate
Eye contact	Maintained excellent eye contact for the entire presentation	Maintained good eye contact for the entire presentation	Maintained some eye contact during the presentation	Avoided eye contact
Confidence and Preparation	Showed a high level of confidence and was ready to present	Showed some confidence and was ready to present	Was not ready to present, but was somewhat confident without preparation	Lacked confidence; wasn't ready to present
Volume of Voice	Appropriate volume and tone of voice for the entire presentation	Appropriate volume and tone of voice for most of the presentation	Appropriate volume and tone of voice after intervention from the teacher	Inappropriate volume/tone of voice even after intervention from the teacher
Active Listening	Listened actively for ALL of the presenters	Listened actively for most of the presenters	Listened actively for some of the presenters	Had to be asked to listen more actively
Appropriate Questions/Comments	Asked more than one question/ comment during the presentations	Asked one question/comment during the presentations	Did not volunteer a question/ comment during the presentations	Asked inappropriate question/off topic comment



INTERNATIONAL SCHOOL OF ARIZONA

Self Selected Book from Recommended Reading List Assignment

You will select a book from your grade level recommended reading list.

After you have read it, please create a postcard for it and mail it back to the school.


On the front of the postcard, please include the title of the book, the author, and an illustration to represent the book. Think of this as an opportunity to redesign the cover of the book. Your postcard will show how you would represent the main idea of the book on a cover if you could design the book cover.

On the back of the postcard, please use the following template.

My name is (please include your first and last name). I chose to read (please include the book title) because (please explain why you chose to read this book.)

In one to two sentences, please share your reaction to the book. Did you like it? What did you like? Would you recommend it? Why or Why not? These questions are just to give you ideas; you can provide your own 1-2 sentence reaction. You do not have to answer all of these questions.

For example:

<p>My name is Henry Jones. I chose to read <i>Harry Potter</i> because I had heard this was a good book from one of my friends. I did enjoy the book. I especially liked the part when Harry helped his friend Ron feel more confident. I would recommend this book.</p>	 <hr/> <hr/> <hr/> <hr/>
--	--